



Major Road: PROSPECT LAKE RD
Minor Road: GOWARD RD
Municipality: District of Saanich
File Name: Prospect Lake Rd and Goward Rd - March 2024
Location #: TIN001409
Count ID: 2024030
Date: March 6, 2024
Day-of-week: Wednesday

Intersection Type: 3-leg
Signalized: No
Weather: Rain in AM, Cloudy, 4°

Vehicle Classification: Car, Trucks, Pedestrian, Bikes

Time of Day	Start	End	Duration
AM	7:30	9:30	2:00
MD	-	-	-
PM	14:00	18:00	4:00
Total	7:30	18:00	6:00

Notes

Comments

Prospect Lake Rd and Goward Rd - TMC

Wed Mar 6, 2024

Full Length (7:30 AM-9:30 AM, 2 PM-6 PM)

All Classes (Motorcycles, Lights, Single-Unit Trucks, Articulated Trucks, Buses, Pedestrians, Bicycles on Road, Bicycles on Crosswalk)

All Movements

ID: 1165205, Location: 48.521761, -123.439514,

Site Code: TIN001409



McElhanney

Provided by: McElhanney Kamloops
970 McMaster Way, 310, Kamloops, BC, V2C 6K2, CA

Leg Direction	Sidewalk Only Eastbound		Goward Rd Westbound				Prospect Lake Rd Northbound					Prospect Lake Rd Southbound						
Time	App	Ped*	L	R	U	App	Ped*	T	R	U	App	Ped*	L	T	U	App	Ped*	Int
2024-03-06 7:30AM	0	0	2	0	0	2	0	40	0	0	40	0	0	6	0	6	0	48
7:45AM	0	0	0	0	0	0	0	30	0	0	30	0	1	10	0	11	0	41
Hourly Total	0	0	2	0	0	2	0	70	0	0	70	0	1	16	0	17	0	89
8:00AM	0	0	0	5	0	5	1	44	0	0	44	0	0	5	0	5	0	54
8:15AM	0	0	0	3	0	3	2	34	2	0	36	0	4	9	0	13	0	52
8:30AM	0	0	0	3	0	3	0	38	1	0	39	0	4	5	0	9	0	51
8:45AM	0	0	0	1	0	1	0	35	1	0	36	0	1	10	0	11	0	48
Hourly Total	0	0	0	12	0	12	3	151	4	0	155	0	9	29	0	38	0	205
9:00AM	0	0	1	1	0	2	3	11	1	0	12	0	1	8	0	9	0	23
9:15AM	0	0	1	1	0	2	3	12	0	0	12	0	3	13	0	16	0	30
Hourly Total	0	0	2	2	0	4	6	23	1	0	24	0	4	21	0	25	0	53
2:00PM	0	0	1	1	0	2	0	13	0	0	13	0	3	16	0	19	0	34
2:15PM	0	0	2	4	0	6	1	9	0	0	9	0	0	19	0	19	0	34
2:30PM	0	0	2	3	0	5	0	11	0	0	11	0	2	19	0	21	0	37
2:45PM	0	0	2	0	0	2	2	16	2	0	18	0	5	30	0	35	0	55
Hourly Total	0	0	7	8	0	15	3	49	2	0	51	0	10	84	0	94	0	160
3:00PM	0	0	1	2	0	3	2	12	0	0	12	0	2	39	0	41	0	56
3:15PM	0	0	1	4	0	5	0	16	1	0	17	0	6	50	0	56	0	78
3:30PM	0	0	9	1	0	10	0	10	0	0	10	0	3	55	0	58	0	78
3:45PM	0	0	1	0	0	1	1	23	4	0	27	0	4	45	0	49	0	77
Hourly Total	0	0	12	7	0	19	3	61	5	0	66	0	15	189	0	204	0	289
4:00PM	0	0	3	2	0	5	1	14	1	0	15	0	2	39	0	41	0	61
4:15PM	0	0	3	0	0	3	0	14	0	0	14	0	2	53	0	55	0	72
4:30PM	0	0	0	1	0	1	1	20	1	0	21	0	1	51	0	52	0	74
4:45PM	0	0	1	1	0	2	0	14	4	0	18	0	4	54	0	58	0	78
Hourly Total	0	0	7	4	0	11	2	62	6	0	68	0	9	197	0	206	0	285
5:00PM	0	0	1	0	0	1	1	29	1	0	30	0	5	31	0	36	0	67
5:15PM	0	0	2	1	0	3	0	10	0	0	10	0	1	33	0	34	0	47
5:30PM	0	0	1	1	0	2	2	13	0	0	13	0	1	20	0	21	0	36
5:45PM	0	0	2	1	0	3	0	13	0	0	13	0	1	16	0	17	0	33
Hourly Total	0	0	6	3	0	9	3	65	1	0	66	0	8	100	0	108	0	183
Total	0	0	36	36	0	72	20	481	19	0	500	0	56	636	0	692	0	1264
% Approach	-	-	50.0%	50.0%	0%	-	-	96.2%	3.8%	0%	-	-	8.1%	91.9%	0%	-	-	-
% Total	0%	-	2.8%	2.8%	0%	5.7%	-	38.1%	1.5%	0%	39.6%	-	4.4%	50.3%	0%	54.7%	-	-
Motorcycles	0	-	0	0	0	0	-	0	0	0	0	-	0	0	0	0	-	0
% Motorcycles	-	-	0%	0%	0%	0%	-	0%	0%	0%	0%	-	0%	0%	0%	0%	-	0%
Lights	0	-	34	36	0	70	-	468	19	0	487	-	54	626	0	680	-	1237
% Lights	-	-	94.4%	100%	0%	97.2%	-	97.3%	100%	0%	97.4%	-	96.4%	98.4%	0%	98.3%	-	97.9%
Single-Unit Trucks	0	-	2	0	0	2	-	6	0	0	6	-	2	3	0	5	-	13
% Single-Unit Trucks	-	-	5.6%	0%	0%	2.8%	-	1.2%	0%	0%	1.2%	-	3.6%	0.5%	0%	0.7%	-	1.0%
Articulated Trucks	0	-	0	0	0	0	-	1	0	0	1	-	0	1	0	1	-	2
% Articulated Trucks	-	-	0%	0%	0%	0%	-	0.2%	0%	0%	0.2%	-	0%	0.2%	0%	0.1%	-	0.2%
Buses	0	-	0	0	0	0	-	2	0	0	2	-	0	2	0	2	-	4
% Buses	-	-	0%	0%	0%	0%	-	0.4%	0%	0%	0.4%	-	0%	0.3%	0%	0.3%	-	0.3%
Bicycles on Road	0	-	0	0	0	0	-	4	0	0	4	-	0	4	0	4	-	8
% Bicycles on Road	-	-	0%	0%	0%	0%	-	0.8%	0%	0%	0.8%	-	0%	0.6%	0%	0.6%	-	0.6%
Pedestrians	-	0	-	-	-	-	19	-	-	-	-	0	-	-	-	-	-	0
% Pedestrians	-	-	-	-	-	-	95.0%	-	-	-	-	-	-	-	-	-	-	-
Bicycles on Crosswalk	-	0	-	-	-	-	1	-	-	-	-	0	-	-	-	-	-	0
% Bicycles on Crosswalk	-	-	-	-	-	-	5.0%	-	-	-	-	-	-	-	-	-	-	-

*Pedestrians and Bicycles on Crosswalk. L: Left, R: Right, T: Thru, U: U-Turn

Prospect Lake Rd and Goward Rd - TMC

Wed Mar 6, 2024

Full Length (7:30 AM-9:30 AM, 2 PM-6 PM)

All Classes (Motorcycles, Lights, Single-Unit Trucks, Articulated Trucks, Buses, Pedestrians, Bicycles on Road, Bicycles on Crosswalk)

All Movements

ID: 1165205, Location: 48.521761, -123.439514,

Site Code: TIN001409



McElhanney

Provided by: McElhanney Kamloops
970 McMaster Way, 310, Kamloops, BC, V2C 6K2, CA

[N] Prospect Lake Rd

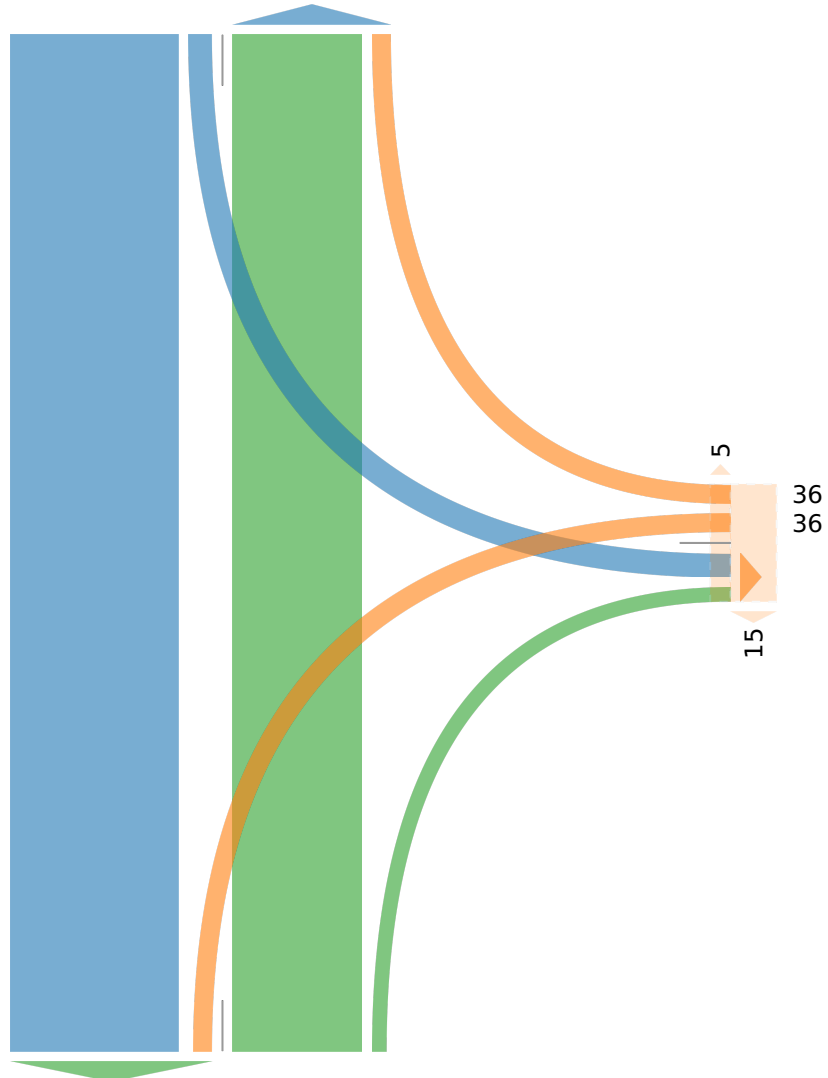
Total: 1209

In: 692

Out: 517

636

56



Out: 75 In: 72

Total: 147

[E] Goward Rd

Out: 672

In: 500

Total: 1172

[S] Prospect Lake Rd

Prospect Lake Rd and Goward Rd - TMC

Wed Mar 6, 2024

AM Peak (8 AM - 9 AM)

All Classes (Motorcycles, Lights, Single-Unit Trucks, Articulated Trucks, Buses, Pedestrians, Bicycles on Road, Bicycles on Crosswalk)

All Movements

ID: 1165205, Location: 48.521761, -123.439514,

Site Code: TIN001409



McElhanney

Provided by: McElhanney Kamloops
970 McMaster Way, 310, Kamloops, BC, V2C 6K2, CA

Leg Direction	Sidewalk Only Eastbound		Goward Rd Westbound					Prospect Lake Rd Northbound					Prospect Lake Rd Southbound					
Time	App	Ped*	L	R	U	App	Ped*	T	R	U	App	Ped*	L	T	U	App	Ped*	Int
2024-03-06 8:00AM	0	0	0	5	0	5	1	44	0	0	44	0	0	5	0	5	0	54
8:15AM	0	0	0	3	0	3	2	34	2	0	36	0	4	9	0	13	0	52
8:30AM	0	0	0	3	0	3	0	38	1	0	39	0	4	5	0	9	0	51
8:45AM	0	0	0	1	0	1	0	35	1	0	36	0	1	10	0	11	0	48
Total	0	0	0	12	0	12	3	151	4	0	155	0	9	29	0	38	0	205
% Approach	-	-	0%	100%	0%	-	-	97.4%	2.6%	0%	-	-	23.7%	76.3%	0%	-	-	-
% Total	0%	-	0%	5.9%	0%	5.9%	-	73.7%	2.0%	0%	75.6%	-	4.4%	14.1%	0%	18.5%	-	-
PHF	-	-	-	0.600	-	0.600	-	0.852	0.500	-	0.875	-	0.563	0.725	-	0.731	-	0.944
Motorcycles	0	-	0	0	0	0	-	0	0	0	0	-	0	0	0	0	-	0
% Motorcycles	-	-	0%	0%	0%	0%	-	0%	0%	0%	0%	-	0%	0%	0%	0%	-	0%
Lights	0	-	0	12	0	12	-	145	4	0	149	-	9	28	0	37	-	198
% Lights	-	-	0%	100%	0%	100%	-	96.0%	100%	0%	96.1%	-	100%	96.6%	0%	97.4%	-	96.6%
Single-Unit Trucks	0	-	0	0	0	0	-	3	0	0	3	-	0	0	0	0	-	3
% Single-Unit Trucks	-	-	0%	0%	0%	0%	-	2.0%	0%	0%	1.9%	-	0%	0%	0%	0%	-	1.5%
Articulated Trucks	0	-	0	0	0	0	-	1	0	0	1	-	0	0	0	0	-	1
% Articulated Trucks	-	-	0%	0%	0%	0%	-	0.7%	0%	0%	0.6%	-	0%	0%	0%	0%	-	0.5%
Buses	0	-	0	0	0	0	-	1	0	0	1	-	0	1	0	1	-	2
% Buses	-	-	0%	0%	0%	0%	-	0.7%	0%	0%	0.6%	-	0%	3.4%	0%	2.6%	-	1.0%
Bicycles on Road	0	-	0	0	0	0	-	1	0	0	1	-	0	0	0	0	-	1
% Bicycles on Road	-	-	0%	0%	0%	0%	-	0.7%	0%	0%	0.6%	-	0%	0%	0%	0%	-	0.5%
Pedestrians	-	0	-	-	-	-	3	-	-	-	-	0	-	-	-	-	0	-
% Pedestrians	-	-	-	-	-	-	100%	-	-	-	-	-	-	-	-	-	-	-
Bicycles on Crosswalk	-	0	-	-	-	-	0	-	-	-	-	0	-	-	-	-	0	-
% Bicycles on Crosswalk	-	-	-	-	-	-	0%	-	-	-	-	-	-	-	-	-	-	-

* Pedestrians and Bicycles on Crosswalk. L: Left, R: Right, T: Thru, U: U-Turn

Prospect Lake Rd and Goward Rd - TMC

Wed Mar 6, 2024

AM Peak (8 AM - 9 AM)

All Classes (Motorcycles, Lights, Single-Unit Trucks, Articulated Trucks, Buses, Pedestrians, Bicycles on Road, Bicycles on Crosswalk)

All Movements

ID: 1165205, Location: 48.521761, -123.439514,

Site Code: TIN001409



McElhanney

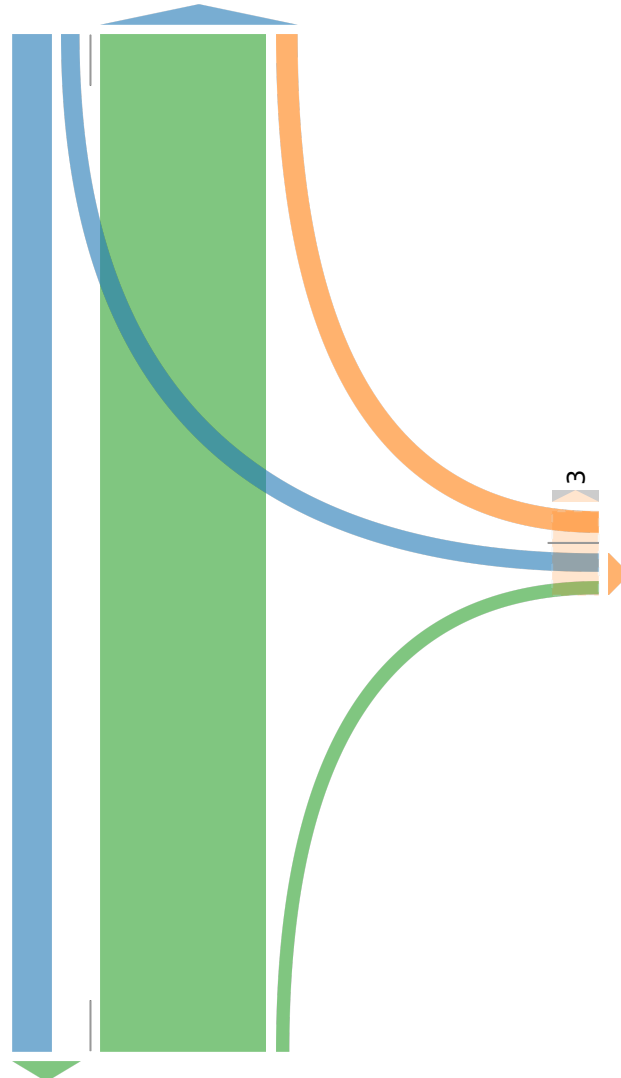
Provided by: McElhanney Kamloops
970 McMaster Way, 310, Kamloops, BC, V2C 6K2, CA

[N] Prospect Lake Rd

Total: 201

In: 38 Out: 163

29 9



Out: 13 In: 12
Total: 25
[E] Goward Rd

Out: 29 In: 155

Total: 184

[S] Prospect Lake Rd

Prospect Lake Rd and Goward Rd - TMC

Wed Mar 6, 2024

PM Peak (3:15 PM - 4:15 PM) - Overall Peak Hour

All Classes (Motorcycles, Lights, Single-Unit Trucks, Articulated Trucks, Buses, Pedestrians, Bicycles on Road, Bicycles on Crosswalk)

All Movements

ID: 1165205, Location: 48.521761, -123.439514,

Site Code: TIN001409



McElhanney

Provided by: McElhanney Kamloops
970 McMaster Way, 310, Kamloops, BC, V2C 6K2, CA

Leg Direction	Sidewalk Only Eastbound		Goward Rd Westbound					Prospect Lake Rd Northbound					Prospect Lake Rd Southbound					
Time	App	Ped*	L	R	U	App	Ped*	T	R	U	App	Ped*	L	T	U	App	Ped*	Int
2024-03-06 3:15PM	0	0	1	4	0	5	0	16	1	0	17	0	6	50	0	56	0	78
3:30PM	0	0	9	1	0	10	0	10	0	0	10	0	3	55	0	58	0	78
3:45PM	0	0	1	0	0	1	1	23	4	0	27	0	4	45	0	49	0	77
4:00PM	0	0	3	2	0	5	1	14	1	0	15	0	2	39	0	41	0	61
Total	0	0	14	7	0	21	2	63	6	0	69	0	15	189	0	204	0	294
% Approach	-	-	66.7%	33.3%	0%	-	-	91.3%	8.7%	0%	-	-	7.4%	92.6%	0%	-	-	-
% Total	0%	-	4.8%	2.4%	0%	7.1%	-	21.4%	2.0%	0%	23.5%	-	5.1%	64.3%	0%	69.4%	-	-
PHF	-	-	0.389	0.438	-	0.525	-	0.705	0.375	-	0.654	-	0.625	0.850	-	0.871	-	0.933
Motorcycles	0	-	0	0	0	0	-	0	0	0	0	-	0	0	0	0	-	0
% Motorcycles	-	-	0%	0%	0%	0%	-	0%	0%	0%	0%	-	0%	0%	0%	0%	-	0%
Lights	0	-	13	7	0	20	-	60	6	0	66	-	13	184	0	197	-	283
% Lights	-	-	92.9%	100%	0%	95.2%	-	95.2%	100%	0%	95.7%	-	86.7%	97.4%	0%	96.6%	-	96.3%
Single-Unit Trucks	0	-	1	0	0	1	-	1	0	0	1	-	2	2	0	4	-	6
% Single-Unit Trucks	-	-	7.1%	0%	0%	4.8%	-	1.6%	0%	0%	1.4%	-	13.3%	1.1%	0%	2.0%	-	2.0%
Articulated Trucks	0	-	0	0	0	0	-	0	0	0	0	-	0	0	0	0	-	0
% Articulated Trucks	-	-	0%	0%	0%	0%	-	0%	0%	0%	0%	-	0%	0%	0%	0%	-	0%
Buses	0	-	0	0	0	0	-	1	0	0	1	-	0	1	0	1	-	2
% Buses	-	-	0%	0%	0%	0%	-	1.6%	0%	0%	1.4%	-	0%	0.5%	0%	0.5%	-	0.7%
Bicycles on Road	0	-	0	0	0	0	-	1	0	0	1	-	0	2	0	2	-	3
% Bicycles on Road	-	-	0%	0%	0%	0%	-	1.6%	0%	0%	1.4%	-	0%	1.1%	0%	1.0%	-	1.0%
Pedestrians	-	0	-	-	-	-	2	-	-	-	-	0	-	-	-	-	0	-
% Pedestrians	-	-	-	-	-	-	100%	-	-	-	-	-	-	-	-	-	-	-
Bicycles on Crosswalk	-	0	-	-	-	-	0	-	-	-	-	0	-	-	-	-	0	-
% Bicycles on Crosswalk	-	-	-	-	-	-	0%	-	-	-	-	-	-	-	-	-	-	-

* Pedestrians and Bicycles on Crosswalk. L: Left, R: Right, T: Thru, U: U-Turn

Prospect Lake Rd and Goward Rd - TMC

Wed Mar 6, 2024

PM Peak (3:15 PM - 4:15 PM) - Overall Peak Hour

All Classes (Motorcycles, Lights, Single-Unit

Trucks, Articulated Trucks, Buses, Pedestrians,

Bicycles on Road, Bicycles on Crosswalk)

All Movements

ID: 1165205, Location: 48.521761, -123.439514,

Site Code: TIN001409



McElhanney

Provided by: McElhanney Kamloops
970 McMaster Way, 310, Kamloops, BC, V2C 6K2, CA

[N] Prospect Lake Rd

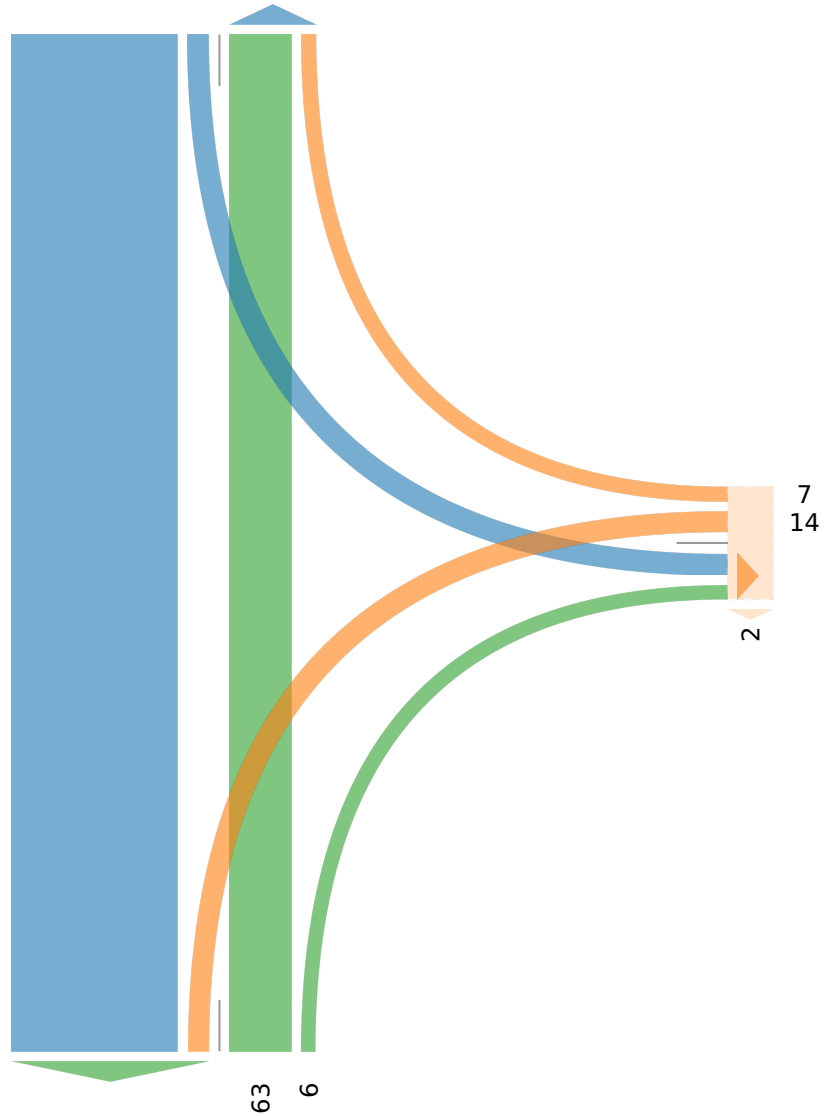
Total: 274

In: 204

Out: 70

189

15



Out: 21 In: 21

Total: 42

[E] Goward Rd

Out: 203

In: 69

Total: 272

[S] Prospect Lake Rd